

AL IMAN COLLEGE – EARLY LEARNING CENTRE TERM 1 2024 NEWSLETTER

Assalamu Alaikum Warahmatullahi Wabarakatuhu,
Respected Parent(s)/Guardian(s),

As we bid farewell to Term 1, a period filled with incredible achievements and growth, and eagerly anticipate the adventures of Term 2, we pause to reflect on the journey we've shared.

We extend our heartfelt gratitude to each and every one of our families for your unwavering support throughout Term 1. Your trust, encouragement, and partnership have been invaluable as we've embarked on this journey of growth and discovery together. Alhamdulillah, your commitment to your child's education is commendable, and we are deeply grateful for the opportunity to be part of your child's learning journey.

A special thank you goes out to our dedicated educators, whose passion, dedication, and tireless efforts have made Term 1 a resounding success. We are incredibly fortunate to have such a talented team of educators guiding our children.

As we look ahead to Term 2, we do so with great excitement, anticipation, and a renewed sense of purpose. Together, we will continue to create meaningful learning experiences, foster connections, and celebrate the joy of discovery.

In the spirit of inclusivity and celebration, we extend our warmest wishes to all our families observing Eid al-Fitr. May this joyous occasion be filled with love, peace, and happiness for you and your loved ones.

We eagerly await the opportunity to welcome everyone back for Term 2, where we will continue to learn, grow, and thrive together as a vibrant learning community.

JazakAllah Khairan.
Sr Noor Illyaas and AIC ELC Team

IMPORTANT DATES

Please be informed that Al Iman College Early Learning Centre will be **closed for Term 1, 2024, from Friday, 29th March till Friday 12th April 2024.**

Please find below the **last day for term 1, 2024**, for Kinder groups and LDC:

- Kinder groups A and C – Wednesday 27th March 2024
- Kinder group B – Thursday 28th March 2024
- Kinder groups E and F - Friday 22nd March 2024
- LDC - Friday 5th April 2024

Below are the **Term 2 start dates** for Kinder groups and LDC:

- Kinder groups A and C - Monday 15th April 2024
- Kinder group B – Tuesday 16th April 2024
- Kinder groups E and F – Friday 19th April 2024
- LDC – Monday 15th April 2024

IMPORTANT ANNOUNCEMENT

Key dates for term 2

Special dates to remember during Term 2 for kinder groups:




Wayapa Wuurrk (looking after our community and environment through an Aboriginal perspective) Incursion:

- Kinder groups A and C - Wednesday 17th April 2024
- Kinder group B - Thursday 18th April 2024
- Kinder group E and F - Friday 19th April 2024

EID FESTIVAL at Al Iman College ground for all the children who attend AIC ELC: Get ready to immerse yourselves in the spirit of Eid! Join us for a morning filled with festivities, fun, and friendship as we mark this special occasion together.

Date: Wednesday, April 24th
Time: 8:15 AM to 12:00 PM



MCH (Maternal and Child Health Nurse) Outreach Program:

- Kinder groups A and C - Monday 13th May 2024
- Kinder group B - Tuesday 14th May 2024

Exploring wonderful Water Incursion by Greater Western Water:

- Kinder groups A and C - Wednesday 15th May 2024
- Kinder group B - Thursday 16th May 2024
- Kinder groups E and F - Friday 17th May 2024





Ramadan is the ninth month of the Islamic lunar calendar and holds great significance for Muslims worldwide. It is considered the holiest month in Islam. During Ramadan, Muslims observe fasting from dawn until sunset. It is a time for self-discipline, self-reflection, and self-improvement, with the aim of strengthening one's relationship with Allah and gaining a deeper understanding of Islam.

Ramadan is also a month of community and togetherness. Muslims often gather for Taraweeh prayers at the Masjid during the evenings, where sections of the Quran are recited. Families and friends come together for Iftar meals, and there is an emphasis on hospitality and generosity towards others, including the less fortunate.



Kinder Group A and B

Teacher: Sr Reham Mohamed

This term the children were learning about the moon when we start the month of Ramadan. Children used the play dough to make the crescent, the quarter of the moon, the half-moon, and the full moon. We discussed the significance of the size of the moon to identify the start and end of Ramadan. After that, everyone had a chance to talk about the size of the moon they saw in the sky when they were going for Iftar or when they were going home. Children were able to make a craft moon and take it home.



Kinder Group C and E

Teacher: Sr Saman Tahir



Reflecting on the inclusive and culturally sensitive practices we've embraced at AIC ELC during the month of Ramadan, it's evident how integrating meaningful cultural observances into our daily routines deeply enriches the children's learning experiences. Guiding the children through the creation of Ramadan greeting cards provided a tangible way to connect their learning with their home lives. As they engaged in tracing and cutting colourful papers, with some help, their enthusiasm and focus were palpable. This activity wasn't just about creating something beautiful to take home; it was a moment of learning to value and respect diverse traditions and expressions of faith. It's these small actions—helping with scissors, choosing colours, discussing the importance of Ramadan. Moreover, the Ramadan calendar activity became a daily highlight. Children eagerly anticipated choosing a card, with a good deed, that we uncovered and discussed. Ranging from watering plants to being kind to family and friends. This not only reinforced the theme of goodwill and community emphasised during Ramadan.



Long Day Care (0-2 years)

Room Leader: Sr Sidra Hassan

As Ramadan approached, we talked about it during group time, focusing on how important it is for us as Muslims and what actions we can do to please ALLAH. We explored the concept of the crescent, fasting, and the meaning of fasting. Following our discussion, we engaged in a stamp painting activity featuring crescent and star shapes. Some children chose to use crescent stamps, while others opted for a star stamp. Additionally, the children utilised various traditional Ramadan-themed cutters, such as a mosque, lantern, camel, star, moon, and Islamic star on playdough. By pressing these embossing mini-Ramadan cookie cutters into the play dough, they were able to create shapes corresponding to the cutters.

The choice of using crescent and star stamps, as well as Ramadan-themed cutters on playdough, allowed children to express their creativity while improving their fine motor skills.



Kindergarten Group A & B

Teacher: Sr Reham Mohamed

World Mother Language Day

During our group time, children celebrated the diverse languages spoken at home and each child shared their language with other peers. Children used the flags from countries all around the world and learned how those countries say “I love you” in their language. Some parents joined us to write “I love you” in their language in front of the children.



Gardening

All the children were involved in digging and planting our community garden outside. Their hands work the soil into pots, preparing for the planting of Aboriginal lemon trees. Armed with shovels, they venture into the larger garden, sowing seeds of diverse herbs and vegetables—parsley, coriander, mint, tomatoes, figs, and olives—each representing a thread of cultural diversity and culinary heritage within the community.



Kindergarten Group C

Teacher: Sr Saman Tahir

Australia Day, Mother Language Day and Harmony Day



We celebrated Australia day on 26 January, during mat time we discussed about Australia flags during the talk the children shared their native countries flags too. To celebrate Australia day the children did the activity of tracing their hands on the paper and then using the Australian colors to paint their hands.



Children were showing interest in their own countries, and we were approaching Mother Language Day on 21 February, so we continued our inquest by printing each child's flag and learning about how to say welcome in their own language. We contacted a few parents to ask them what language is spoken at home and how to say welcome in their language so we can incorporate it in our room. Children were very excited and then they all participated in decorating the door.



As we were still fostering the countries and language Harmony Day approached, we celebrated it on 18 March by recognizing we are different, but we have to respect all cultures and countries we reminded the children the importance of always remembering Allah Subhan Tallah, and that he doesn't like that we disrespect any country any culture any human being. Harmony day the children made their orange crowns decorating with sequence and glitter. This activity fostered a sense of belonging and respect among the children, highlighting the importance of acknowledging everyone's background.



Community Garden



This term children were really interested in the veggie garden where cucumber and strawberries plants were growing. We launched into discussions about healthy and unhealthy foods, a conversation that seemed to resonate deeply with the children. It was not just about identifying which foods to eat but also about understanding the value of food and the importance of not wasting it. Connecting these ideas with teachings of Allah added a meaningful layer to our conversation, grounding our learning in values that are significant to our community. The planning and establishment of our community garden became a true collective effort. Each child took on the responsibility of planting their own carrots and coriander, showing genuine enthusiasm and care. It was a joy to witness their dedication to watering and tending to their plants. This not only taught them about the efforts required to grow food but also highlighted the importance of patience and persistence.



Kindergarten Group E


Teacher: Sr Saman Tahir

Colourful learning journey

This term was very exciting as we welcomed our 3-year-old warriors, they were full of energy and excitement. We incorporated colour themed activities for each week, so they focus one colour at a time to learn and foster their language.

Starting with the red week, it was a delight to see the children immerse themselves in the sea of red, from colouring bright red strawberries to engaging with the tactile delight of red playdough. The yellow week brought about activities centred around yellow ducklings and creative play. Green week was a journey into the story 'Where is the Green Sheep?', enriching our vocabulary and igniting imagination as the children crafted their sheep, integrating textures and colours. Orange week was a warm glow of exploration, crafting orange ladybugs and delving into the textures of kinetic sand offered sensory delights. Purple week was with a touch of cultural appreciation, crafting Ramadan greeting cards dipped in purple paint, embellished with glitter, enhancing their fine motor skills and cultural awareness.

The last week was the combination of colors we celebrated the rainbow sorting colorful pom-poms, engaging with rainbow drawing papers, and navigating through multi-starred light tables provided enriching experiences.



Lady bug adventure

During outdoor play a group of children spotted the ladybug and what a coincidence it was orange day, and the children caught the orange ladybug. Using their innate curiosity about the orange ladybug as a springboard, we introduced various resources aimed at extending their knowledge and interest. We brought out books and flashcards detailing interesting facts about ladybugs, providing a basis for our conversations about these fascinating creatures. To engage the children further, we set up a light table equipped with bugs and magnifying glasses, encouraging them to explore and observe closely. The highlight of the day was the craft activity where the children got the chance to create their own personal ladybugs. This hands-on experience not only supported their fine motor skills but also allowed for a creative expression of their newfound interest.



Parachute play

Our 3 years old room is still in a process of settling in line with our aim to foster strong relationships among the children, we embarked on a parachute activity that was both a visual feast and a lesson in collaboration. All the children and staff gathered around the gigantic, multi-coloured parachute. The children were guided, cueing them on the parachute's movements up and down, facilitating an understanding of spatial concepts with this fun, interactive play. Their faces lit up with joy and wonder as they watched the parachute billow above them. Adding another layer to this engaging activity, we introduced colourful balls onto the parachute, transforming it into a vibrant ocean of waves. It was an ice-breaker moment, where I saw children connecting with each other more freely



Long Day Care (3+ years)

Room leader: Sr Heenabanu Pathan

Gardening

Over the past couple of months, every child at Al Iman college (ELC) has been actively caring for the garden patch, planting seeds, and watering them to watch them grow! After weeks of enthusiastically watching the seeds grow into healthy greens, the children took delight in finally harvesting the cucumber and cherry tomatoes with the help of their educators. The cucumber and cherry tomatoes were then thoroughly washed and prepared into a salad dish to go with lunch, which sparked much excitement in the children.



Gardening is the perfect activity to encourage children to get outside and play in nature while learning about the world and there are so many reasons to introduce gardening to children from a very young age.

Healthy eating—It's so satisfying to eat what you grow because you've taken the time to nurture and care for the produce yourself. Organically grown fruits and veggies typically taste better, and it's a great way to introduce new fruit, vegetables, or herbs into your child's diet than by growing them with their help.

Exercise – Digging holes, spreading mulch, and raking leaves use lots of different muscle groups and really gets those gross motor skills working. There are many things to do in the garden for all age groups; toddlers can help to water the garden or push seeds into the dirt while older children can dig holes with shovels, rake leaves and push a small wheelbarrow.



Social Skills – Gardening together improves language and communication by talking and sharing ideas. Children can learn about taking turns and sharing and working together as a team. Children are taught to be patient and dedicated towards a common goal.

Discovery – Gardening can be the backdrop for children to learn about plants, animals, weather, sustainability, and nutrition. It allows children to be creative, resourceful, and messy.



Long Day Care (0-2 years)

Room leader: Sr Sidra Hassan

Social skills

This term children Enhance their Early Communication and social skills. Children were noticed interacting verbally and non-verbally. Their engagement was particularly evident while Introducing storytelling sessions where children can pick stories for educators to read aloud, implement structured play scenarios that require turn-taking and sharing, Calling each other's names at mealtime. Encouraging more verbal interaction and opportunities for non-verbal responses through expressions and gestures, showcasing their developing communication and social skills.

The children's ability to communicate, share, and participate in group activities like reading, free play time and mealtimes underscores their growing sense of community and belonging and highlights the importance of social interactions in learning environments.




Healthy rainbow lunchbox adventure

Healthy eating and physical activity are embedded in the children's program. Promoting healthy food and good nutrition is essential for children so that they can grow, learn, and play.

This term we explored the topic of healthy eating, which is essential to encouraging a healthy way of life. We started our journey by reading "A Healthy Lunch Box" as a group. The toddlers were fascinated, listening with interest. This story opened the door for an animated conversation on foods that are rich in different nutrients. Some of the toddlers excitedly repeated the names of fruits and vegetables, even sharing their favourites with the group, which made me feel good. I took advantage of their keen interest by introducing a fun activity of sorting various food types and placing them in a lunchbox.

This activity supports physical well-being and encourages thoughtful choices about food and hunger.





Recipes to do together

Cooking with kids offers a plethora of benefits, including educational opportunities in math, science, and culture, while also fostering essential life skills like following instructions and problem-solving. It encourages healthy eating habits, boosts confidence, and strengthens family bonds through shared experiences. By assigning age-appropriate tasks, children learn responsibility and gain independence, all while exploring their creativity and communication skills. Cooking together promotes cultural appreciation and prepares children for adulthood by equipping them with valuable culinary skills for the future. Overall, it's a fun and rewarding activity that enriches both the cooking experience and family dynamics.

Phyllo Cheese Triangles



Ingredients

200g fresh ricotta
3/4 cup peas (frozen is fine)
2 tbsp chopped mint.
2 tbsp grated parmesan (optional)
1 egg
1 packet filo pastry
100g butter, melted.

Method

1. Combine ricotta, peas, mint, parmesan, egg and seasoning. On a clean board, place your roll of filo pastry, and cut it into quarters. Cover three of the pieces with a damp towel so they don't dry out, and take the fourth and unroll it, placing a few sheets side by side on the bench with the short ends in front of you.
2. Brush each strip with melted butter, then top with another sheet. Brush again and add a third strip. Place a heaped teaspoon of the cheese filling at one end of each strip.
3. Fold over one corner 45 degrees to form a triangle, enclosing the filling. Now flip it over, this time 90 degrees. Keep going, folding 45 degrees then 90 degrees, all the way to the top. Brush the end with some more melted butter and seal.
4. Repeat until you have used all the filling. Preheat oven to 200°C or 180C fan forced. Place triangles on a lined baking tray and brush the tops with a little more butter. Bake for 20 minutes or until golden and flaky.

Lemon cheesecake balls



Ingredients

250g cream cheese, softened.
1 ¼ cups desiccated coconut, plus ½ cup extra coconut, for coating.
2 tbs maple syrup
2 tsp vanilla essence
Zest of 1 lemon

Method

1. Line a baking tray or large plate with baking paper.
2. Using an electric mixer, beat cream cheese in a bowl until smooth. Add coconut, maple syrup, vanilla, and lemon zest. Stir until combined and mixture is stiff.
3. Roll 2 level teaspoons into balls then toss lightly in the extra coconut. Place on the prepared tray. Refrigerate for 15 minutes or until set.


New Fire Evacuation Assembly Area Change

We are excited to inform Parent(s)/Guardian(s) that, starting this year, Term 1, our Fire Evacuation assembly area has been relocated from the Al Iman College assembly area to the AIC ELC area. This change was prompted by the insightful questions raised by some of last year's kindergarten children. Their curiosity about why we didn't have our own assembly area during fire threats led us to reconsider our protocols and make this necessary change. This change enhances our safety measures and provides a designated space tailored to the needs of our youngest learners.

After a thorough process and approval by the FCF and the AIC Management, the new fire evacuation plan has been effective since March 15th, 2024. Alhamdulillah. Our ELC children utilised the new assembly area during their Fire Drill evacuation practice in Term 1.



Maternal and Child Health Nurse Outreach Program for 2024



Maternal and Child Health Service (MCH) Outreach Program is free and confidential for all families with children attending the AIC ELC.

We want to inform you that the Maternal and Child Health Nurse from the Melton City Council will visit the AIC ELC for an Outreach Program during Term 2 and 3 this year. This presents a wonderful opportunity for you to engage with the MCH Nurse, particularly if you haven't yet had your child's 3.5-year-old health assessment or if you have any concerns regarding your child's wellbeing.

At AIC ELC, we strongly believe in the benefits of early intervention for your child's school readiness. We are committed to supporting you in every possible way we can. Rest assured, all discussions with the MCH Nurse, ELC Coordinator, and your child's Teacher will be treated with utmost confidentiality.

At the beginning of Term 2, we will contact Parents/Guardians to complete the consent form, where your child's Teacher/Educator/Coordinator identified any concerns during their observation of your child during Term 1.

MCH Outreach Consent forms are available at the AIC ELC. We ask parents and guardians to complete the consent form and hand it to the AIC ELC, which will be sent to the MCH Nurse before her visit. This step is crucial for booking your child's session.

Call for Volunteers: Join Us for the Eid Festival Celebration!

We are excited to announce our upcoming Eid Festival on Wednesday, April 24th, from 8:00 am to 12:30 pm at the AIC ELC. To ensure this event is a memorable experience for all, we are seeking enthusiastic volunteers to help make the day a success.

If you are available and interested in volunteering, please sign up for a shift using the Parent Volunteer form at the AIC ELC. Your support is invaluable, and together, we can create a vibrant and joyous celebration for our community to enjoy.

JazakAllah Khairan for considering this opportunity to contribute to our Eid Festival.



Explore Your Child's Portfolio: Gain Insight into Their Learning Journey



Dear Families,

We invite you to explore your child's portfolio at any time at the AIC ELC. These portfolios offer a glimpse into your child's unique learning journey, showcasing their growth, achievements, and special moments at the AIC ELC.


We encourage you to take a moment to browse through your child's portfolio as it provides valuable insights into their experiences and progress. Your involvement and support are integral to your child's development, and by viewing their portfolio, you can gain a deeper understanding of their learning adventures.

Additionally, we welcome your suggestions and feedback as we strive to create the best possible learning environment for our children. Your insights are invaluable in helping us tailor our programs and activities to better meet each child's needs.

Together, we can inspire curiosity, ignite passion, and foster lifelong learners.

We Value Your Feedback: Share Your Thoughts About Our ELC

We are committed to providing the best possible experience for our children and families. Your feedback plays a crucial role in helping us continually improve and enhance our operations to better meet the needs of our community.



We invite you to take a few moments to share your thoughts, suggestions, and experiences with us. Whether it's about our programs, facilities, communication, or any other aspect of our AIC ELC, your input is invaluable in shaping the future of our Centre.

Please click on the link below to access our feedback form. Your responses will be anonymous, and all feedback will be treated with the utmost confidentiality and respect.

<https://forms.gle/fZ7Yj2GC5Xz5M4b69>



20-40 Rees Road, Melton
South, Vic-3338 PO Box 2337,
Melton South, Vic 3338
Web: <http://aliman.vic.edu.au>
Tel: (03) 9743 1117